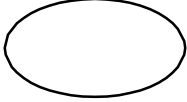

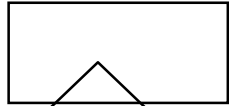
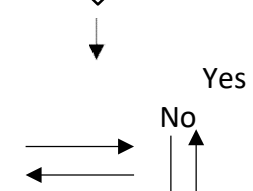




(3) Explain the flowchart symbols and their uses?

Ans :- Following is the chart, which displays the flowchart symbols, their names and their uses:-

Sr. No	Geometric Shapes	Flowchart Symbols	Their uses
1)		Ellipse	In the program, this symbol is used for showing the start and end of the flowchart. When the word Start is written in the ellipse, states the beginning of the flowchart whereas the word End, Stop, Exit states the end of the flowchart.

2)		Parallelogram	This symbol is used to read the data in the program in the form of input and printing of data as the output.
3)		Rectangle	This symbol indicates the processing that takes place in the flowchart.
4)		Diamond	The symbol named has Diamond has two branches which shows that it's the decision making step in a flowchart. Inside the diamond the question is been mentioned/ stated and the next step is states Yes/No type answers depending on the question.
5)		Arrow	To show the directional flow/ sequence of solving the problem, Arrows (directional) are been made used to connect the geometrical shaped boxes/ the steps in a flowchart.
6)		Connector	The symbol of small circles are to be known as Connectors which helps in connecting the different parts of a flowchart.